

2018 SPRING & SUMMER LINE UP

JACKET · PANTS

	P.11	P.13	P.15	P.17
Code	RSJ310	NEW RST318	RSJ313	NEW RSJ320
Item	DRYMASTER ALPHA JACKET	ARMED HIGH PROTECTION MESH JACKET	RACER MESH JACKET	CROSSOVER MESH JACKET
Material	OUTSHELL/DRYMASTER (NYLON + PU coating) LINING/Polyester (T-DRY)	OUTSHELL/Nylon·Polyester·Stainless LINING/Polyester (T-DRY)	OUTSHELL/Nylon·Polyester LINING/Polyester (T-DRY)	OUTSHELL/Nylon·Polyester LINING/Polyester (T-DRY)
Remarks	Waterproof / Breathable	Air Through Mesh	Air Through Mesh	Air Through Mesh

	P.19	P.21	P.23	P.25
Code	NEW RSJ319	RSJ315	RSJ323	NEW RSJ322
Item	VIENTO AIR JACKET	INGRAM MESH JACKET	CREW MESH JACKET	IGNITION MESH JACKET
Material	OUTSHELL/Nylon·Polyester LINING/Polyester (T-DRY)	OUTSHELL/Nylon·Polyester LINING/Polyester (T-DRY) INNER JACKET/Nylon	OUTSHELL/Nylon·Polyester LINING/Polyester (T-DRY)	OUTSHELL/Nylon·Polyester LINING/Polyester (T-DRY)
Remarks	Air Through Mesh	Air Through Mesh	Air Through Mesh	Air Through Mesh

	P.27	P.29	P.31	P.33
Code	RSJJ19	RSJJ14	RSJ321	RSJ307
Item	HYBRID MESH JACKET	SPLIT AIR JACKET	WR PARKA	AIR PARKA
Material	OUTSHELL/Nylon·Polyester LINING/Polyester (T-DRY)	OUTSHELL/Polyester·Nylon LINING/Polyester (T-DRY)	OUTSHELL/Nylon LINING/Polyester (T-DRY)	OUTSHELL/Nylon·Polyester LINING/Polyester
Remarks	Air Through Mesh	Air Through Mesh	Water resistant	Air Through Mesh

	P.35	P.37	P.38	P.38
Code	RSJ316	NEW RSY253	RSY252	RSY550
Item	AIR TRACK PARKA	3D CORDURA STRETCH PANTS	CORDURA STRETCH PANTS	WINDPROOF STRETCH DENIM
Material	OUTSHELL/Polyester LINING/Polyester (T-DRY)	OUTSHELL/Polyester·Polyurethane LINING/Polyester (T-DRY)	OUTSHELL/Polyester·Nylon LINING/Polyester (T-DRY)	OUTSHELL/Cotton·Polyurethane LINING/Polyester
Remarks	Air Through Jersey	Water Resistant		Wind Proof

	P.39	P.40	P.40
Code	RSY251	RSY248	RSY247
Item	CROSSOVER MESH RIDING PANTS	DRYMASTER CARGO PANTS	QUICK DRY CARGO PANTS
Material	OUTSHELL/Polyester·Nylon LINING/Polyester (T-DRY)	OUTSHELL/DRYMASTER (Nylon + PU coating) LINING/Polyester (T-DRY)	OUTSHELL/Polyester·Polyurethane
Remarks	Air Through Mesh	Waterproof / Breathable	Water Resistant

GLOVES

	P.41	P.42	P.42	P.43
Code	NEW RST441	RST422	NEW RST445	NEW RST442
Item	RAPTOR LEATHER GLOVE	HIGH PROTECTION LEATHER GLOVE	STEALTH LEATHER GLOVE	RAPTOR MESH GLOVE
Material	OUTSHELL/·Cow Leather·Goat Leather· Nylon·Synthetic Leather· Neoprene LINING/Polyester	OUTSHELL/Goat Leather·Cow Leather· Synthetic Leather· Neoprene·Carbon LINING/Polyester	OUTSHELL/Cow Leather·Goat Leather· Nylon·Synthetic leather· Neoprene LINING/Polyester	OUTSHELL/Synthetic Leather·Nylon· Goat Leather·Cow Leather· Neoprene
Remarks		SPS		Air Through Mesh

	P.43	P.44	P.44	P.45
Code	NEW RST443	NEW RST444	RST438	RST431
Item	ARMED MESH GLOVE	VELOCITY MESH GLOVE	SURGE MESH GLOVE	RUBBER KNUCKLE MESH GLOVE
Material	OUTSHELL/Polycarbonate· Synthetic Leather· Cow Leather·Nylon·Carbon· Polyurethane·Polyester· Rubber	OUTSHELL/Synthetic leather·Nylon· Polycarbonate·Polyester· Cow Leather·Carbon·Rubber· Polyurethane LINING/Polyester	OUTSHELL/Synthetic leather·Nylon· Goat Leather·Neoprene· Polyurethane LINING/Polyester	OUTSHELL/Synthetic leather·Nylon· Neoprene·Cow Leather
Remarks	Air Through Mesh	Air Through Mesh	Air Through Mesh	Air Through Mesh

	P.45	P.46	P.46
Code	RST437	NEW RST439	NEW RST440
Item	URBAN AIR GLOVE	OutDry RAIN GLOVE	OutDry BLITZ RAIN GLOVE
Material	OUTSHELL/Polyester·Synthetic leather· Nylon·Polyurethane·Cow Leather·Neoprene·Rubber LINING/Polyester	OUTSHELL/Nylon·Synthetic Leather· Rubber·Polyurethane· Cow Leather·Polyester· Elastic INSERT/Out Dry LINING/Polyester	OUTSHELL/Nylon·Synthetic Leather· Rubber·Cow Leather· Polyurethane·Polyester· Elastic INSERT/Out Dry LINING/Polyester
Remarks	Air Through Mesh	Waterproof / Breathable	Waterproof / Breathable

MATERIAL

SAFETY



Protection and protector that are CE certified have met the strict performance standard and requirement of the European union.



Protection slider on shoulder, elbow, knee, sleeve to reduce the friction between the pavement when crashing and reduce the impact to the rider. (area differs by model)



Common system to add optional chest protector to the jacket.

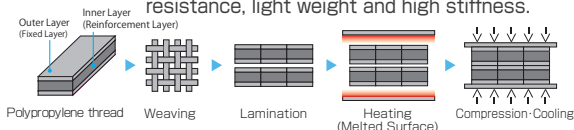
HIGH-STRENGTH MATERIAL



TECCELL is a lightweight honeycomb core material. Compared to any other structures, TECCELL honeycomb panels are characterized by an excellent high specific strength and rigidity.



KaRVO is self-reinforced 100% polypropylene composite offering extraordinary levels of impact resistance, light weight and high stiffness.



Schoeller® keprotec®
The aramid-fabric with space technology. Five times stronger than steel, gram for gram. Extremely tear and abrasion resistant. And heat-resistant and durable material.



Schoeller® Dynatec
The functional protective fabric with excellent tear and abrasion resistance.



Schoeller® Dynamic
Superior stretch material for ease of movement and keep shaped fit. Excellent tear and abrasion resistance.



Highly durable synthetic leather provides great feel to touch for the palm of glove. Soft, good grip and machine washable.

SHOE LACE SYSTEM



Innovated Boa Lacing System provides custom-comfort with smooth, even closure and no pressure points. Boa was designed to address the long list of deficiencies found in traditional closures and delivers the following benefits completely foreign to traditional shoe and boot laces, buckles, ratchets, Velcro straps, and other closures of yesteryear.

WATER PROOF / BREATHABLE MATERIAL



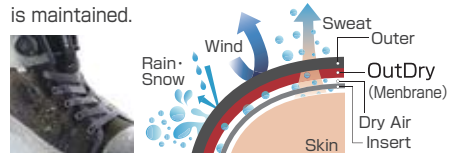
Waterproof 20,000mm, Breathable 10,000g/m² (tested A-1) This membrane doesn't accept water to sink into the material/ Always keep you dry and comfortable.



This RS TAICHI original material is high functional material with waterproof by laminated special polyurethane, and breathable by special molecule structure.



OutDry® technology the membrane is firmly bonded to the inside of the upper and there is no possibility of creating extra space. The footwear remains water-free, lightweight and breathability is maintained.



WATER ABSORPTION / QUICK DRY MATERIAL



RS TAICHI original material made for motorcycle gear. T-DRY will absorb moisture (more than two times faster compared to cotton) and dry quickly to keep comfort inside the gear.



T-DRY FIT yarn absorbs moisture better than ordinary polyester yarns. It absorbs perspiration and keeps it away from the skin. Dries fast and prevents that "sticky" feel. The secret of this function is in its unique shaped filament. Dries 1.3 times quicker than previous product.

QUICK DRY MATERIAL



"MICROQUBIC®" is made by soft touch microfiber and is two times breathable and quick wick compared to cotton. Less stickiness provides comfortable sporting.

WATER REPELLENT



This is care products protect virtually all kind of fabric from water, dirt and stains without affecting color, and it can gives long-time maintain conditions.

REFLECTIVE MATERIAL



Helps you to be seen at dawn, dusk, or night, in all weather conditions.

GLOVE MANUFACTURING PROCESS



One layer fitting and Superior firm grip. Former waterproof gloves were stiff in the finger tips because the liner, waterproof membrane and outer shell was sewn together in the fingertip. mcFIT will not sew together the liner, waterproof membrane and outer shell, but instead, fix these layers with patented adhesive tape. By this new technology, fitting and touch in the fingers has been particularly improved.

FUNCTION



WATERPROOF / BREATHABLE

In addition to the waterproofness, breathability keeps the inside dry by passing through the water vapor.



WATERPROOF

Waterproof to keep you dry in wet weather.



SMARTPHONE COMPATIBLE

You can operate the smartphone without taking off your glove.



REFLECTOR

Increase visibility in night time by reflecting the light from other vehicle.



360° REFLECTOR

Reflector on shoulder, chest, back and elbow to increase visibility from every direction.



WOMEN'S SIZE

Women's size in lineup. Women's cut to fit women's body.

RS TAICHI SIZE CHART

JACKET/PANTS

SIZE	MEN'S SIZE																
	XS	S	MS	M	LS	L	XL	XXL	3XL	4XL	5XL	BM	BL	2BM	3BM	2BL	BXL
Height	155~162	160~167	165~172	165~172	170~177	170~177	175~182	177~184	180~187	180~187	183~190	165~172	170~177	165~172	-	170~177	175~182
Chest	83~88	87~92	85~90	91~96	87~92	95~100	99~104	103~108	108~113	113~118	118~123	95~100	99~104	100~105	-	103~108	103~108
Waist	68~73	72~77	70~75	76~81	72~77	80~85	84~89	88~94	94~100	100~106	106~112	81~88	85~92	88~95	95~102	92~99	89~96
Hip	-	84~90	-	88~94	-	92~98	96~102	100~106	104~110	108~114	112~118	92~98	96~102	96~102	100~106	100~106	100~106
Crotch to Ankle	-	71~75	-	74~78	-	77~81	80~84	82~86	83~87	83~87	85~89	74~78	77~81	74~78	74~78	77~81	80~84

(cm)

SIZE	WOMEN'S SIZE			
	WS	WM	WL	WXL
Height	150~157	155~162	160~167	163~170
Chest	79~84	83~88	87~92	90~95
Waist	62~67	66~71	70~75	74~79
Hip	85~90	89~94	93~98	-
Crotch to Ankle	68~72	73~77	76~80	-

PANTS (RSY252/253/550)

	W25	W26	W27	W28	29	30	31	32	33	34	36
Waist	65~68	68~71	71~74	74~77	73~76	76~79	79~82	82~85	85~88	89~93	95~99
Hip	80~83	83~86	86~89	89~92	90~93	93~96	96~99	99~102	102~105	105~109	110~114
Crotch to Ankle	77	78	79	80	81	82	83	84	84	84	84

(cm)

RS TAICHI RACING LEATHER SUITS SIZE CHART

GP-EVO GP-MAX SERIES JAPAN MEN'S SIZE

MEN'S	S			M				L				XL (LL)				XXL (3L)		
	Slim	Regular	Wide	Slim	Regular	Wide	2Wide	Slim	Regular	Wide	2Wide	Slim	Regular	Wide	2Wide	Slim	Regular	Wide
Chest	84	88	92	87	91	95	99	90	94	98	102	93	97	101	105	96	100	104
Waist	69	73	77	72	76	80	84	75	79	83	87	78	82	86	90	81	85	89
Hip	83	86	89	86	89	92	95	89	92	95	98	92	95	98	101	95	98	101
Height	160~165			165~170				170~175				175~180				180~185		
Weight (kg)	~50	~55	~60	~55	~60	~65	~70	~60	~65	~70	~75	~65	~70	~75	~80	~70	~75	~80

(cm)

GP-MAX SERIES JAPAN WOMEN'S SIZE

WOMEN'S	S			M			L		
	Slim	Regular	Wide	Slim	Regular	Wide	Slim	Regular	Wide
Chest	76	80	84	79	83	87	82	86	90
Waist	57	61	65	60	64	68	63	67	71
Hip	84	87	90	87	90	93	90	93	96
Height	155			160			165		
Weight (kg)	40	45	50	45	50	55	50	55	60

(cm)

GP-MAX SERIES EURO/US SIZE

50/40(M)		52/42(L)		54/44(LL)		56/46(3L)		58/48(4L)		60/50(5L)	
cm	inch	cm	inch	cm	inch	cm	inch	cm	inch	cm	inch
95	37.4	99	39.0	103	40.6	107	42.2	111	43.7	115	45.3
86	33.9	90	35.5	94	37.0	98	38.6	102	40.2	106	41.8
92	36.3	96	37.8	100	39.4	104	41.0	108	42.6	112	44.1
165~170		170~175		175~180		180~185		185~190		190~195	
60~70		65~70		70~80		75~85		80~90		85~95	

(cm)

GP-WRX SERIES (NXL305/304)

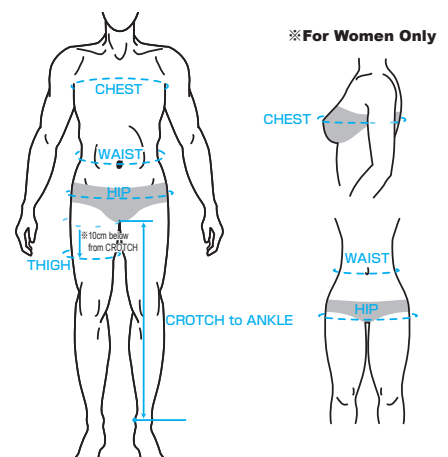
JPN	WM	WL	XS	S	MS	M	MW	
EURO			46	48			50	
US			36	38			40	
Chest	87	90	85	88	87	91	95	
Waist	68	71	70	73	72	76	80	
Hip	93	96	83	86	86	89	92	
Height	160	165	155~160	160~165	165~170	165~170	165~170	
Weight (kg)	55	60	~50	~55	~55	~60	~65	
JPN	LS	L	LW	XL	XLW	XXL	3XL	4XL
EURO			52		54	56	58	60
US			42		44	46	48	50
Chest	90	94	98	97	103	107	111	115
Waist	75	79	83	82	94	98	102	106
Hip	89	92	95	95	100	104	108	112
Height	170~175	170~175	170~175	175~180	175~180	180~185	185~190	190~195
Weight (kg)	~60	~65	~70	~70	~80	~85	~90	~95

(cm)

INNER SUIT (NXU915/916)

JPN	XS	S	M	L	XL	XXL	3XL	4XL
Chest	80~87	84~92	87~95	90~98	93~101	96~104	99~107	102~110
Waist	65~72	69~77	72~80	75~83	78~86	81~89	84~92	87~95
Height	155~160	160~165	165~170	170~175	175~180	180~185	185~190	190~195

(cm)

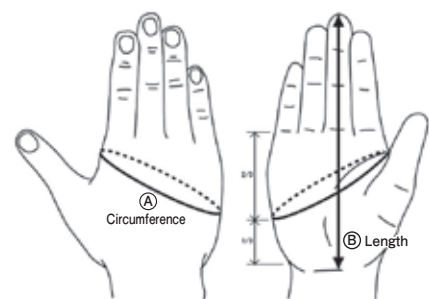


GLOVE SIZE CHART

SIZE	WOMEN'S SIZE		MEN'S SIZE						
	WM	WL	S	M	L	XL	XXL	3XL	4XL
ⒶCircumference	20.0	21.0	22.0	23.0	24.0	25.0	26.0	27.0	28.0
ⒷLength	15.0	16.0	17.0	18.0	19.0	20.0	21.0	22.0	23.0

(cm)

※Please use above chart as a reference. Glove fitting differs in each model.





TAICHI RIDING GEAR COLLECTION
2018 SPRING / SUMMER



RS TAICHI

RS TAICHI Inc.

6-4-9 KANO HIGASHIOSAKA OSAKA 578-0901 JAPAN

TEL.81-72-874-3268 FAX.81-72-874-3385

[e-mail] taichi@rs-taichi.com

[U R L] www.rs-taichi.com

Scan to visit
our website.



4 997035 747382
NXA595-01 2018.02

Follow Us on Social Media

TAG #RSTAICHI



@taichi_official



/TAICHI Inc



/rstaichi1975



@rs_taichi_official

Product specifications are subject to change without notice, we continually update and improve the products. The price shown in the catalog is the price (excluding tax) of Japan domestic sale.
copyright(C) 2018 RS TAICHI Inc. All rights reserved. Reproduction of this catalog without permission is prohibited by law.